




Throughout this topic, the children will learn all about under the sea. We will find out what they already know and build our learning around key questions.



We will group the animals by type e.g. fish, molluscs, mammals, cephalopods, amphibians.



Our learning will begin by reading and sharing the story Commotion in the Ocean by Giles Andreae

We will discuss how some sea creatures live for longer than others and that sea scientists are called Marine Biologists.



We will move on to share the stories of Shark in the Dark and Bright Stanley. The children will use their knowledge of sea creatures to discuss and write facts about.

We will find out which creatures live under the sea and what they are .. .

The children will learn about sharks. They will use their phonic knowledge to write sentences about sharks and share key information.



We will look at different habitats around the world and look at the different creatures that live there.

Do we have the same sea creatures all over the world or are they different?



We will look at sea creatures that live deep down in the sea and how they are different to the other creatures that live in the sea.

### **F1 Personal, Social and Emotional Development:**

- ✓ Increasingly follow rules, understanding why they are important.
- ✓ Remember rules without needing an adult to remind them.
- ✓ Develop appropriate ways of being assertive.
- ✓ Talk with others to solve conflicts.
- ✓ Talk about their feelings using words like 'happy', 'sad', 'angry' or 'worried'.
- ✓ Understand gradually how others might be feeling.

### **F1 Communication and Language:**

- ✓ Use longer sentences of four to six words.
- ✓ Be able to express a point of view and to debate when they disagree with an adult or a friend, using words as well as actions.
- ✓ Start a conversation with an adult or a friend and continue it for many turns.
- ✓ Use talk to organise themselves and their play: "Let's go on a bus... you sit there... I'll be the driver."

### **F1 Literacy:**

- ✓ Engage in extended conversations about stories, learning new vocabulary.
- ✓ Use some of their print and letter knowledge in their early writing. For example: writing a pretend shopping list that starts at the top of the page; writing 'm' for mummy.
- ✓ Write some or all of their name.
- ✓ Write some letters accurately.

### **F1 Physical Development:**

- ✓ Use one-handed tools and equipment, for example, making snips in paper with scissors.
- ✓ Use a comfortable grip with good control when holding pens and pencils.
- ✓ Show a preference for a dominant hand.
- ✓ Be increasingly independent as they get dressed and undressed, for example, putting coats on and doing up zips.

### **F1 Mathematics:**

- ✓ Experiment with their own symbols and marks as well as numerals.
- ✓ Solve real world mathematical problems with numbers up to 5.
- ✓ Compare quantities using language: 'more than', 'fewer than'.
- ✓ Talk about and explore 2D and 3D shapes (for example, circles, rectangles, triangles and cuboids) using informal and mathematical language: 'sides', 'corners'; 'straight', 'flat', 'round'.
- ✓ Understand position through words alone – for example, "The bag is under the table," –

### **F1 Understanding the World:**

- ✓ Explore collections of materials with similar and/or different properties.
- ✓ Talk about what they see, using a wide vocabulary.
- ✓ Begin to understand the need to respect and care for the natural environment and all living things.

### **F1 Expressive Arts and Design:**

- ✓ Remember and sing entire songs.
- ✓ Create their own songs or improvise a song around one they know.
- ✓ Play instruments with increasing control to express their feelings and ideas.
- ✓ Explore different materials freely, to develop their ideas about how to use them and what to make.
- ✓ Develop their own ideas and then decide which materials to use to express them.
- ✓ Join different materials and explore different textures
- ✓ Explore colour and colour-mixing.

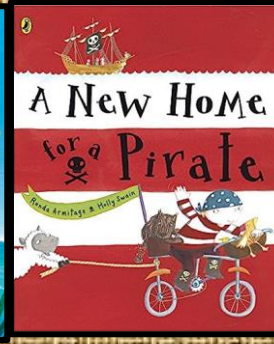


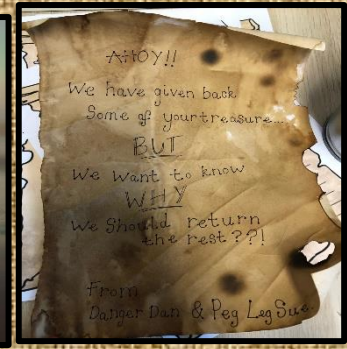


During the second part of the half term, the children will move on to learn about pirates.



The children will be using their mark making and writing skills to write messages in a bottle.

The children will use their phonic knowledge to write green and red words



We will be reading the books Pirate Pete, Pirates love Underpants and A New Home for a Pirate.

The children will use junk modelling materials to make a pirate telescope to search for the missing treasure. They will use the joining techniques they have been taught to create larger pieces.

The children will learn about pirate treasure maps and why pirates used to hide their treasure. They will use their fine motor skills to create a pirate treasure map and hunt for the buried treasure.



The children will use a range of construction materials to make their own pirate ships. They will work together as team to carry larger pieces and to design their ships.

### **F2 Personal, Social and Emotional Development:**

- ✓ Express their feelings and consider the feelings of others.
- ✓ Show resilience and perseverance in the face of challenge.
- ✓ Identify and moderate their own feelings socially and emotionally.
- ✓ Think about the perspectives of others.

### **F2 Communication and Language:**

- ✓ Engage in story times.
- ✓ Listen to and talk about stories to build familiarity and understanding.
- ✓ Retell the story, once they have developed a deep familiarity with the text, some as exact repetition and some in their own words.
- ✓ Use new vocabulary in different contexts.
- ✓ Listen carefully to rhymes and songs, paying attention to how they sound.
- ✓ Learn rhymes, poems and songs.
- ✓ Engage in non-fiction books.
- ✓ Listen to and talk about selected non-fiction to develop a deep familiarity with new knowledge and vocabulary

### **F2 Physical Development:**

- ✓ Confidently and safely use a range of large and small apparatus indoors and outside, alone and in a group.
- ✓ Develop overall body-strength, balance, co-ordination and agility.
- ✓ Further develop and refine a range of ball skills including: throwing, catching, kicking, passing, batting, and aiming.
- ✓ Develop confidence, competence, precision and accuracy when engaging in activities that involve a ball.
- ✓ Develop the foundations of a handwriting style which is fast, accurate and efficient.

### **F2 Literacy:**

- ✓ Blend sounds into words, so that they can read short words made up of known letter-sound correspondences.
- ✓ Read some letter groups that each represent one sound and say sounds for them
- ✓ Read a few common exception words matched to the school's phonic programme.
- ✓ Read simple phrases and sentences made up of words with known letter-sound correspondences and, where necessary, a few exception words.
- ✓ Form lower-case letters correctly.
- ✓ Spell words by identifying the sounds and then writing the sound with letter/s.
- ✓ Write short sentences with words with known letter-sound correspondences using a capital letter and full stop.
- ✓ Re-read what they have written to check that it makes sense.

### **F2 Mathematics:**

- ✓ Count beyond ten.
- ✓ Explore the composition of numbers to 10.
- ✓ Automatically recall number bonds for numbers 0-5 and some to 10.
- ✓ Explore adding two single digit numbers to find the total.
- ✓ Explore subtracting a single digit number to find how many are left.

### **F2 Understanding the World:**

- ✓ Recognise some similarities and differences between life in this country and life in other countries.
- ✓ Explore the natural world around them.
- ✓ Recognise some environments that are different to the one in which they live.

### **F2 Expressive Arts and Design:**

- ✓ Explore, use and refine a variety of artistic effects to express their ideas and feelings.
- ✓ Return to and build on their previous learning, refining ideas and developing their ability to represent them.
- ✓ Create collaboratively, sharing ideas, resources and skills
- ✓ Develop storylines in their pretend play